

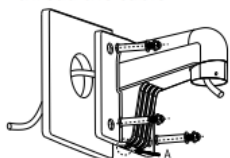
## Wall Mont Cable Managed Bracket for TVI Dome



Model	MB-VXD-W
PIC	BK-110
Color	White
Feature	Wall Mounting Bracket for TVI Dome Camera
Material	Aluminum Alloy
Dimension	Φ 130×182×120mm
Weight	690g

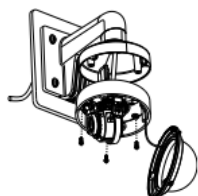
### Installation Step:

- ① Choose appropriate wall to install the bracket and thread the cable

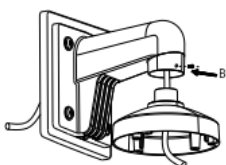


A: Cable entry hole

- ⑤ Install dome module to adaptor cap and fix with screw



- ② Fix adaptor to bracket and thread the cable

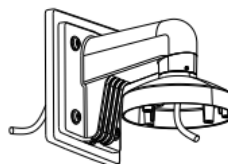


B: Fastening screw

- ⑥ Install lining to inner module and adjust view of angle



- ③ Screw up and complete the fixation of adaptor



- ⑦ Install lower dome to module and screw up



- ④ Take off lower dome and lining



- ⑧ Installation complete

