

Junction Box Cable Managed Bracket for Dome Camera

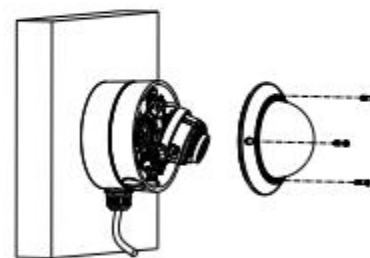
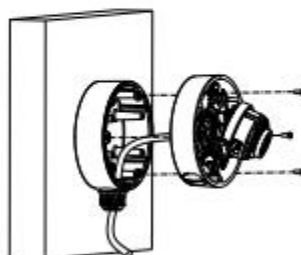
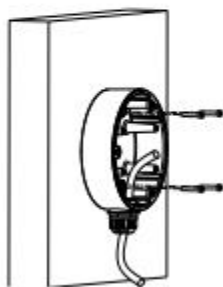


Compatible with cameras IP-02, and IP-04

Model	MB-VDD-JB
PIC	BK-109
Color	White
Feature	Wall Mounting Bracket for Dome Camera
Material	Aluminum Alloy
Dimension	Φ 137×42mm
Weight	250g

Installation Step:

- ① Choose the appropriate wall to install the bracket and thread the cable
- ② Separate basement and dome of camera
- ③ Fix the basement of camera to bracket and thread the cable
- ④ Adjust the angle of view, fix the lower case, and complete the installation



Note: The actual dome camera may vary from the picture above.