

‡ U # U " ' ) #

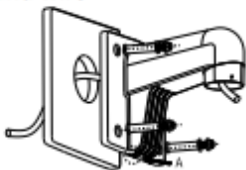


Compatible with cameras TVI-59, TVI-60, TVI-61, IP-05, and IP-06

Model	MB-VSD-W
PIC	BK-105
Color	White
Feature	Wall Mounting Bracket for Dome Camera (with adaptor plate)¶
Material	Aluminum Alloy
Dimension	Φ 132×183.5×228.5mm
Weight	870g

**Installation Step:**

- ① Choose the appropriate wall to fix the bracket and wire



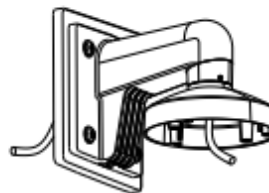
A: Cable entry hole

- ② Fix cap to bracket and complete wiring

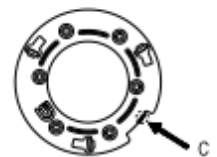


B: Fastening screw

- ③ Screw up and fix the cap

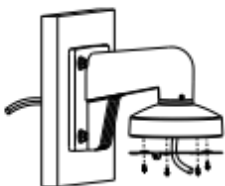


- ④ Take adaptor from the packaging of bracket

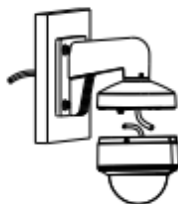


C: Bayonet of adaptor

- ⑤ Check the hole site and fix adaptor to cap



- ⑥ Connect the cable and fix dome camera to cap



- ⑦ Rotate the dome camera moderately and screw up the fastening screw



D: Fastening screw of dome camera

- ⑧ Installation complete



**Note:** The actual bracket may vary from the picture above.