

## Junction Box Housing Cable Managed Aluminum Metal

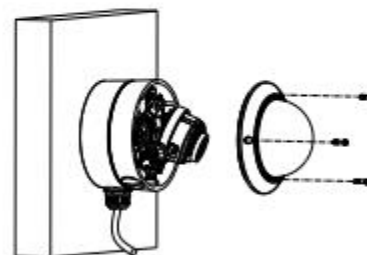
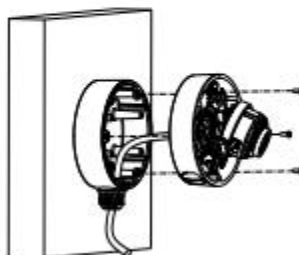
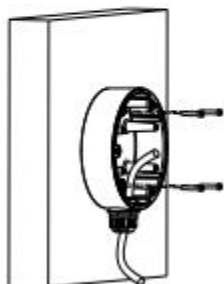


Compatible with camera IP-01

<b>Model</b>	<b>MB-VFD-JB</b>
<b>PIC</b>	<b>BK-103</b>
<b>Color</b>	<b>White</b>
<b>Feature</b>	<b>Suitable for mini dome camera</b>
<b>Material</b>	<b>Aluminum alloy</b>
<b>Dimension</b>	<b>Φ101 X 35mm</b>
<b>Weight</b>	<b>150g</b>

### Installation Step:

- ① Choose the appropriate wall to install the bracket and thread the cable
- ② Separate basement and dome of camera
- ③ Fix the basement of camera to bracket and thread the cable
- ④ Adjust the angle of view, fix the lower case, and complete the installation



**Note:** The actual dome camera may vary from the picture above.