

Wall Mount Housing Cable Managed Plastic Bracket

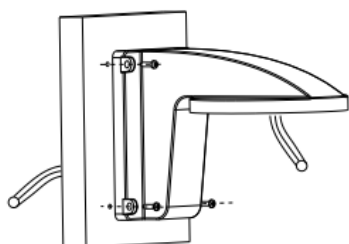


Compatible with cameras IP-01 and IP-03

Model	MB-VFD-W
PIC	BK-101
Color	White
Feature	Suitable for mini dome camera Angle evaluation increased by 15°
Material	ABS+PC
Dimension	Φ111 X 39.22mm (Φ4.37"×1.54")
Weight	200g

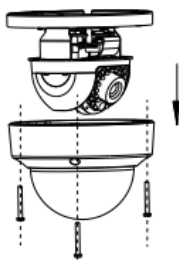
Installation steps:

- ① Select suitable wall to install the bracket and wire.




Notice: "A" stands for the lock screw

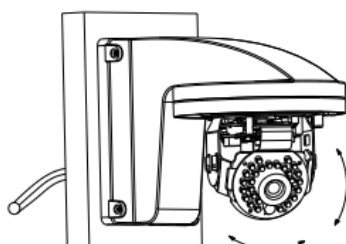
- ⑥ Loosen the tightening screw and take down the housing.



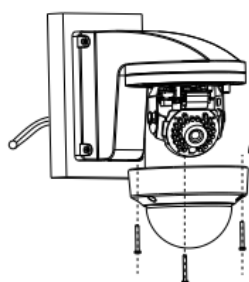
- ⑥ Install the dome core to the gang box, wire and lock the screw.



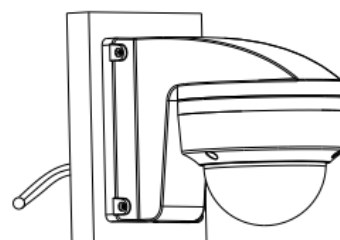
- ② Adjust the angle through the 3-axis adjustment structure.



- ⑥ Install the housing and lock the screws.



- ⑦ Finish the installation.



Remark: Appearance of Installation steps is for reference only